

HMDL Series Auxiliary Heat Modules

Providing Additional Ductable Heating In Cold Conditions



Cruisair auxiliary heat modules provide additional heating when the boat is in extremely cold seawater. They also permit specific compartments on the boat to be heated when the circulated water system is in the cooling mode.

The modules are installed on the discharge side of the air handler. Safety features include: fin tube heating elements with relatively low surface temperature, high temperature insulation on interior of unit, and two-stage thermal protection.

Air handling units are available with integral electrical heat (CHBB Type).

Key Benefits

- Electric resistance heat modules.
- Up to 4 kW electric heat.
- 115V and 230V operation.
- Fin tube heating elements.
- Two-stage thermal protection.
- High-temperature thermal protection.
- Installed in flexible or built-in duct.
- Used with ducted air handlers.

Cruisair[®]

by Dometic GROUP

Specifications for HMDL Series Auxiliary Heat Modules

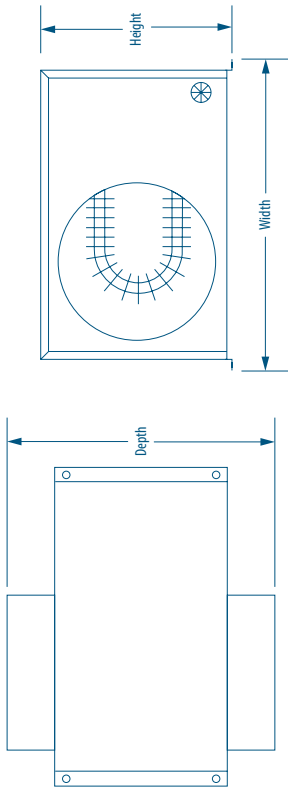
Model ⁽¹⁾	HMDL1-5	HMDL1-5	HMDL1-5-6	HMDL1-5-6	HMDL1-5-7	HMDL1-5-7	HMDL2-7	HMDL2-7	HMDL3-8	HMDL4-9
Voltage (V)	115	230	115	230	115	230	115	230	230	230
Cycle (Hz/Phase (Ph))	60/1	60/1	60/1	60/1	60/1	60/1	60/1	60/1	60/1	60/3
Heater Amps (A)	8.7	4.4	13	6.5	13	6.5	17.4	8.7	13	10
Max. Circuit Breaker (A)	15	10	25	10	25	10	35	15	25	20
Min. Circuit Ampacity (A)	11	6	17	9	17	9	22	11	17	13
Height (in/mm) ⁽²⁾⁽³⁾	7/178	7/178	7.8/199	7.8/199	7.8/199	7.8/199	7.8/199	7.8/199	9.6/244	9.6/244
Width (in/mm) ⁽²⁾⁽³⁾	11.9/303	11.9/303	13.3/338	13.3/338	13.4/341	13.4/341	13.4/341	13.4/341	15.5/394	15.5/394
Depth (in/mm) ⁽²⁾⁽³⁾	9.9/252	9.9/252	10.1/257	10.1/257	9.9/252	9.9/252	9.9/252	9.9/252	11.9/303	12/305
Fits Duct Size (in/mm)	5/127	5/127	6/153	6/153	7/178	7/178	7/178	7/178	8/204	9/229
Gross Weight (lbs)	10.5	10.5	10.5	10.5	10.5	10.5	10.5	10.5	14	13

¹ Interpreting HMDL model numbers: 'HM' = Heat Module; 'D' = Ducted; '1' to '4' = kW of electric heat; 'C' = 230V; 'No C' = 115V; 'DC' = 230V 3-phase; '-5' to '-8' = Duct size in inches.

² Height does not include mounting grommets.

³ All dimensions ± 0.25 in. (6 mm).

Dimensions



DOMETIC MARINE DIVISION

2000 N. Andrews Ave. | Pompano Beach, FL 33069 USA | Tel. 954-973-2477 | Fax: 954-979-4414
www.Domestic.com/Marine | MarineSales@DomesticUSA.com

24/7 TECH SUPPORT FOR UNITED STATES & CANADA:

8:00 AM to 5:00 PM Eastern Time: 800-542-2477
 After hours and weekends: 888-440-4494

INTERNATIONAL SALES & SERVICES

Europe & the Middle East: Call +44(0)870-330-6101

For all other areas visit our website to find your nearest distributor.

L-0622 Rev. 20130419

Specifications and availability subject to change without notice.

Dealer





HMDL2-6 and HMH1C Shown

HMDL and HMH Models

Cruisair auxiliary heat modules can provide additional heating when the boat is in extremely cold seawater. They also permit specific compartments on the boat to be heated when the circulated water system is in the cooling mode.

The modules are installed on the discharge side of the air handler. Safety features include: fintube heating elements with relatively low surface temperature, high temperature insulation on interior of unit, and two-stage thermal protection.

Air handling units are available with integral electrical heat (CHBB Type).

Features

- Electric resistance heat modules
- 1-4 KW models
- 115V & 230V power
- Fintube heating elements
- Two-stage thermal protection
- High temperature insulated interior

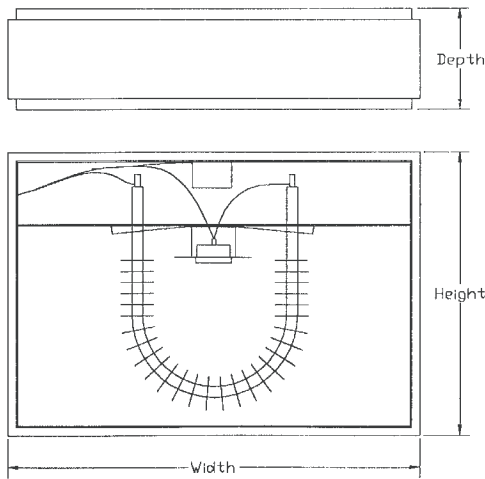
HMDL Models

- Installed in flexible or built-in ductwork
- Used with ducted air handlers

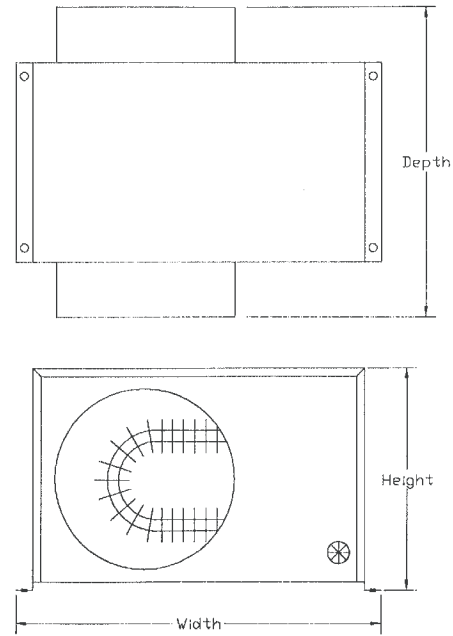
HMH Models

- Not ducted, used with marriage band for direct discharge
- Used with CBH models only

HMH Auxiliary



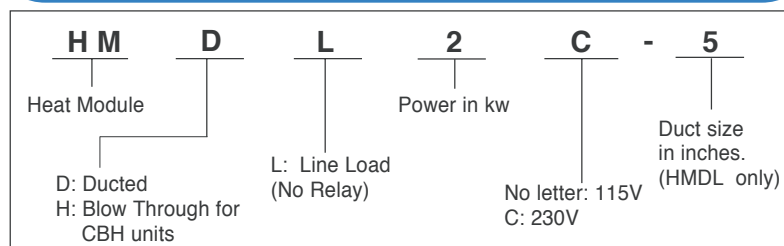
HMDL Duct Heater



TECHNICAL SPECIFICATIONS

Model	Height In/mm	Width In/mm	Depth In/mm	Amps	Volts	Watts	Weight Lbs/Kg	Fits CBH Unit
HMH1	9.5/241	9.5/241	4.5/114	9.0	115	1 kw	10/4.5	CBH6
HMH1C	9.5/241	9.5/241	4.5/114	4.2	230	1 kw	10/4.5	CBH6C
HMH2	9.5/241	18.5/470	4.5/114	18.0	115	2 kw	12/5.4	CBH12
HMH2C	9.5/241	18.5/470	4.5/114	8.3	230	2 kw	12/5.4	CBH12C
HMH3C	9.5/241	27.7/704	4.5/114	12.5	230	3 kw	15/6.8	CBH18C
HMH4C	9.5/241	36.9/937	4.5/114	18.0	230	4 kw	18/8.2	CBH24C
								Fits Duct Size
HMDL1-5	7/180	12/305	10/255	9.0	115	1 kw	4.5/2.0	5 inches
HMDL1C-5	7/180	12/305	10/255	4.2	230	1 kw	4.5/2.0	5 inches
HMDL1.5-6	7.6/195	13.25/335	10/255	13.5	115	1.5 kw	5/2.3	6 inches
HMDL1.5C-6	7.6/195	13.25/335	10/255	6.3	230	1.5 kw	5/2.3	6 inches
HMDL2-7	7.6/195	13.25/335	10/255	18.0	115	2 kw	5/2.3	7 inches
HMDL2C-7	7.6/195	13.25/335	10/255	8.3	230	2 kw	5/2.3	7 inches

INTERPRETING MODEL NUMBERS



Dometic Environmental Corporation

P.O. Box 15299 • Richmond, VA 23227-0699 USA • Phone: 804-746-1313 • Facsimile: 804-746-7248
 2000 N. Andrews Ave. Ext. • Pompano Beach, FL 33069-1497 USA • Phone: 954-973-2477 • Facsimile: 954-979-4414
 For Sales and Service Calls Within Europe and the Middle East, Please Contact: +44 (0) 870 330 6101
 Email: sales@cruisair.com • Website: www.cruisair.com

Sold and serviced by